



On-site Programming Lead Teacher Guide Fall 2021



***Planting Knowledge &
Cultivating the Future***



Georgia Museum
of Agriculture

Inside This Guide

How to Use This Guide	2
<u>Program Details</u>	3
<u>Lessons & State Standards</u>	4
<u>Field Trip Checklist</u>	5
<u>Museum Policies</u>	6
<u>Media Release</u>	10
<u>Directions</u>	10
<u>Contact Us</u>	10
<u>Art & Writing Contest</u>	11
<u>Free Teaching Resources</u>	12
<u>Sample Forms</u>	13

How to Use This Guide

Welcome to Destination Ag's (DA) living classroom! We are excited you and your students can join us for an on-site learning experience. This guide is here to assist you! We understand that implementing a field trip is not an easy task and we want to make the processes as smooth as possible. The goal is for all participants to have a clear understanding and realistic expectations for the field trip.

If you have not already, don't forget to choose your lessons with the [online](#) form.

Please review the entire guide; however, you can find the answers to various topics below!

- [Safety](#) - page 7
- [State Standards](#) - page 4
- [Lunch policies](#) - page 9
- [Extra adults/chaperones](#) - page 9
- [Severe weather](#) - page 9



A Little About Us

In 2016, the Harley Langdale, Jr. Foundation and the GMA partnered together for a common goal: to increase children's connection between their daily lives and agriculture and natural resources. The generous contribution of the Harley Langdale, Jr. Foundation provided support for the creation of Destination Ag.

Destination Ag is currently offering programming at no cost to public school children in grades PreK, first, third, and fifth in thirteen school districts (Ben Hill, Berrien, Brooks, Colquitt, Cook, Echols, Irwin, Lanier, Lowndes, Tift, Turner, Valdosta City, and Worth). Programming is available to schools outside the target grades and districts at a reasonable rate.

Program Details

- Museum sends a reminder two weeks prior to visit and includes teaching group names.
- Museum teaching groups are usually equal to the number of classrooms attending (maximum seven per day). However, classrooms may have to dissolve into other groups to ensure everyone can attend on specified day.
- Teachers choose between two arrival times: 9 am or 10 am. Departure times are dependent upon visiting school's schedule, number of sessions, and availability.
 - ◆ Teachers choose between two to four sessions (page 4). If arriving at 10am, two to three sessions can be chosen.
 - ◆ Agriculture and Natural Resources Careers lesson is included in all field experiences.
 - ◆ Free Time is available to take the place of one session. During this Free Time session, visiting students can explore the agriculturally themed playground. No Museum staff is assigned to your class during this Free Time as visiting teachers are responsible for their students. More than one class may be at the playground during a single session.
 - ◆ The Drug Store in the Historic Village is available to take the place of one session. Candy, ice cream, and souvenirs can be purchased. Adults must accompany children into the store to assist with purchases. The Drug Store is not available on Mondays. Schools may purchase ice cream for their students by pre-paying. Contact Tonia Carpenter, tcarpenter@abac.edu, if interested. If the school is able to stay later, the Drug Store can be added to the program as a fifth session instead of replacing a lesson.
- Twenty to 30-minute lessons (grade dependent) are led by Destination Ag staff with a 10-minute break between lessons to provide time for walking and disinfecting teaching materials.
- Schools bring sack lunches for a 30-minute lunch break under the Opry Shelter pavilion.
- All lessons address Georgia state educational standards (page 4).
- Visit our [website](#) for resources to help incorporate the field trip into your classroom! Book lists and vocabulary lists are available to download.
- ◆ Field experiences are \$7 per student and include up to four sessions. Teachers, other school staff, and bus drivers do not pay Museum admission. All other adults must pay general Museum admission upon arrival (\$7.00 + tax). *Fee only applies to schools outside the target grades and region (districts listed on page 2).*

Lead Teacher Responsibilities

You play a vital role in Destination Ag! As lead teacher, it is your responsibility to assist in communication between ABAC's Georgia Museum of Agriculture and your teachers. Throughout the weeks prior to your field trip, you will receive further information to share with other visiting teachers from your school.

- Sharing relevant information with all visiting teachers, including policies.
- Deciding which sessions to take.
- Obtaining media release forms from all students and adults participating in the field trip and providing those to the Museum during orientation.
- Organizing transportation.
- Organizing sack lunches.
- Checking in at the Country Store upon arrival to provide total student numbers, payment (if applicable), and be greeted by GMA staff.

Available Lessons & State Standards

3rd & 5th (30-minute lessons)

Agriculture & Natural Resources Careers: *This lesson is included for all field experiences. The career lesson will enable students to describe the roles and responsibilities of two careers and experience demonstrations of career activities. For this school year, the two feature careers are school food nutritionist and plant geneticist. In the school food nutritionist lesson, students will learn about the five food groups, proper food proportions, and how to prevent food-borne illness. In the plant geneticist lesson, students will learn the roles that plant geneticists play in creating the foods we enjoy, like how to identify plant traits and crossbreeding. This program addresses the following GSEs: S5L2.b, S5L4

Moos and Moolah: Students will explore the evolution of the beef and dairy industry and discuss how technology influenced the farmers of yesterday and today. Through visiting various historic sites, interacting with our mini-Hereford cows, and seeing our fiberglass milking cow, students will gain further understanding of agriculture and economics. This program addresses the following GSEs: SS3E1, SS3E3.b, SS3E3.c, ELAGSE3SL1.c, ELAGSE3SL3, SS5E1, SS5E3, ELAGSE5SL1.c

Forests For Us: Students discover the different methods used to manage our forests and how the primary management goal affects what techniques are used. With a quick visit to the Museum's nature center and sawmill, students complete the lesson by determining what management method is best in their own 'forest.' This program addresses the following GSEs: S3L1.c, SS3E1.a, SS5E1.a, SS5E1.b, SS5E2.a, SS5E2.b, SS5E3.b.

Processing the Past: Students will learn about simple machines and see the many ways they have been utilized in agricultural, from the founding of the United States to modern times. Students will visit our historic cane mill and cotton gin, compare modern and historic machines, and participate in a simple machine I-Spy among hundreds of agricultural inventions. Throughout this lesson, students will learn about processing and how the agricultural products we know and love undergo many changes before making it to our plates and clothes. This program addresses the following GSEs: SS3E1, S3P1, SS5H1, ELAGSE5SL3, S5P1

Georgia Georegions: Students will 'travel' through Georgia's georegions, exploring the differences between topography, climate, and soil type; leading to discussions of how these differences impact the organisms living there. Students will have the opportunity to meet with a keystone species and a representative of the Georgia state reptile, a gopher tortoise. This program addresses the following GSEs: S3E1, S3L1, S5LE1

Free Time: Students learn through play while enjoying non-structured time at our agriculturally themed play area. Visiting teachers are responsible for their students during this session. More than one class may be in the Free Time area during one period.

Drug Store: Students visit the Drug Store in the Historic Village (unavailable on Mondays) and are able to buy snacks and souvenirs. The teacher must be inside with the students when they are in the Drug Store. Schools may pre-purchase ice cream for their students. Contact Tonia Carpenter at 229/391-5205 or tcarpenter@abac.edu if interested.

Lesson	3rd Grade Standards	5th Grade Standards
Moos & Moolah	SS3E1, SS3E3.b, SS3E3.c, ELAGS-E3SL3, ELAGSE3SL1.c	SS5E1, SS5E3, ELAGSE5SL1.c
Processing the Past	SS3E1, S3P1	SS5H1, ELAGSE5SL3, S5P1
Georgia Georegions	S3E1, S3L1	SS5H1, ELAGSE5SL3, S5P1
Forests For Us	S3L1.c, SS3E1.a	SS5E1.a, SS5E1.b, SS5E2.a, SS5E2.b, SS5E3.b

Field Trip Checklist

Four+ weeks prior

- ☐ Decide which sessions via online form
- ☐ Book transportation
- ☐ Schedule sack lunches
- ☐ Communicate with all teachers the field trip date

Two-Three weeks prior

- ☐ Confirm student numbers and additional needs with teachers and Museum
- ☐ Notify Museum of any additional needs (allergies, wheelchair users, visually impaired, etc.)
- ☐ Assign classrooms teaching groups once names are received from Museum
- ☐ Send home field trip permission and media release forms
- ☐ Meet with teachers and other group leaders to review policies and expectations
- ☐ Remind any additional adults they will need to pay Museum admission (excludes bus drivers, teachers, para-pros, assistant teachers)
- ☐ Share additional [web resources](#) which assist teachers integrating the field trip into their classroom

One week Prior

- ☐ Review behavior expectations with students and remind them what to wear
- ☐ Show students the **pre-trip PowerPoint** available [online](#)
- ☐ Send home reminder field trip letter

Field Trip Day

- ☐ Provide student numbers at Country Store
- ☐ Drive to the back parking lot and unload students
- ☐ Submit media release forms to GMA staff
- ☐ Have teacher/adult with each group
- ☐ Have fun!

1-2 Weeks After Trip

- ☐ Use the Art & Writing Contest as a Language Arts tool in your classroom
 - ♦ Don't forget to send in your class entry before the due date!




Museum Policies

Take the time to review the following policies and share all relevant information with your teachers, parents, and students. A field trip reminder will be emailed two weeks prior to your trip. The more organized you and your staff are, the smoother your field trip will be!

Program Tip: Provide this guide to all visiting teachers!

Programming

- Each teaching group will rotate through two to four 20 to 30-minute lessons (depending on grade level and the number of lessons chosen) and a 30 to 40-minute lunch.
- Schools choose between two arrival times, 9:00 am or 10:00 am, and should try to arrive no later than 15-minutes after their scheduled time (9:15 am or 10:15 am). Departure times will vary depending on the number of lessons taken.
- For schools participating in four lessons but with limited time, Destination Ag suggests arriving at 9:00 am to ensure departure by 1:30 pm.
- Schools arriving at 10:00 am, will have three sessions plus a 30-minute lunch to ensure departure by 1:30 pm.
- **Destination Ag programming does not include visiting the Historic Village buildings or riding the train.** If you are interested in booking a historic program in the Historic Village, please visit us online at <https://gma.abac.edu/education/historic-field-trips/>.



Safety

- As most programming is outside, there are safety considerations of which everyone should be aware. Please share these with your students and adults.
- Destination Ag has an observation bee hive! Please inform those who have bee allergies aware that hives are located on-site at the Museum.
- Keep an eye out for fire ants. Be aware of where you are standing at all times.
- Do not feed or pet any animals unless given permission by staff.
- Stay hydrated! We suggest bringing water bottles; however, water stations will be available during extremely hot days.
- First aid kits are available for teachers/chaperones to use. Ask a Destination Ag staff member if the need arises.

COVID-19 Safety

- To assist in the safety of staff and visitors, Destination Ag instructors will provide hand sanitizer.
- Teaching materials will be disinfected in between lessons and hand sanitizer will be strongly encouraged.
- Visit the [website](#) for further information on the Museum's COVID-19 response.

Program Tip: Please share with all visiting adults that Destination Ag is a different program from GMA's historic programming. They are welcome to visit the Historic Village at another time!

Museum Teaching Groups

- A couple of weeks prior to the trip, the Museum will provide the names of the teaching groups your school is assigned, which is correlated to the number of classrooms visiting. Classrooms may have to be dissolved into teaching groups to ensure all students from your school can attend on the assigned days.
- Please assign the teaching group names and inform all adults (including chaperones) and students before programming day. This will allow for a quicker transition from bus unloading to orientation.
- Each teaching group is led by an adult group leader provided by the school. This is usually a classroom teacher.
- Please do not change the number or names of the teaching groups provided by the Museum.
- The Museum reserves the right to adjust the number of teaching groups and group leaders based on your student numbers upon arrival.
- **Please contact us prior to your visit if there are any additional needs (allergies, wheelchair users, visually impaired, etc.) that we should be aware of.** This will allow our instructors to better prepare for your visit.

Free Time

- Free Time is available at our agriculturally themed playground. This option must be chosen when choosing which sessions to take. Free Time will replace a Destination Ag staff taught lesson.
- No Museum staff are assigned to classes during the Free Time session. Teachers are responsible for their students.
- More than one teaching group may be assigned to Free Time during the same session.

Program Tip: Your group might be on [Destination Ag's Facebook](#) page after your trip. Make sure to visit and like our page!

Adult Group Leaders

- An adult leader must be present for each teaching group. The Museum requires teachers to act as group leaders before parent chaperones. This adult leader will receive free admission.
- Please do not adjust the itinerary provided by the Museum upon your arrival.
- The adult group leader will be responsible for students' behavior and leading the students through their itinerary. Students must stay with their adult group leader at all times.
- Please be sure all adult group leaders understand their duties before the visit. Group leaders should:
 - * Ensure students in his/her group behave appropriately.
 - * Assist Museum staff in providing a positive learning experience.
 - * Stay with their students at all times and help them move through the provided itinerary.
 - * Not deviate from the group itinerary.
 - * Assist students with their purchases while visiting the Drug Store (if applicable).
 - * Use cell phones for picture taking only—do not take or make calls while supervising students.



Arrival

- Please arrive at your chosen time (9:00 am or 10:00 am) to allow time for check-in and using the restroom. If you arrive later, you may miss some parts of programming. If you are running late, please contact us as soon as possible at 229/391-5205.
- Upon arrival, check-in at the Country Store. The lead teacher should enter the Country Store to provide the total number of students attending. All students and other teachers should remain on the bus for announcements by Museum staff.
- Parents and extra chaperones must pay Museum general admission in the Country Store. (Monday: \$4.32; Tuesday-Friday: \$7.49 for adults, \$4.28 for children 5+, prices include tax)
- Bus drivers, teachers, para-pros, and teachers assistants receive free admission.
- After check-in, drive through the gate and park the buses along the south end of the large parking lot where the Museum staff will be located.

Lunch

- Your group will need to bring sack lunches which can be eaten at the Opry Shelter.
- Restrooms are also available at this location.
- Please assist us in keeping the Museum clean and remind your students and adults to throw away all garbage including in the restrooms.
- Thirty to 40-minutes is allotted for lunch. Please stay on time so your afternoon sessions are not delayed.
- The Historic Village Drug Store will sell lunch for adults only. Adults are welcome to purchase lunch and eat in the Opry Shelter. The Drug Store is not open on Mondays and there is a minimum of a \$5 purchase for credit/debit cards.

Teacher Hospitality Area

- Teachers can enjoy a complimentary coffee on us!
- The 'Teacher Refuel Station' is Destination Ag's new teacher hospitality area inside the Opry Shelter and available for school staff.
- Various snacks and drinks are provided at no cost for school staff (not intended to supplement lunch).

Drug Store Visit (if requested prior to programming date)

- A Drug Store visit would replace a session time slot for each classroom. This allows one classroom to visit the Drug Store at a time.
 - Schools wanting a full day programming (four lessons) and a visit to the Drug Store will need to stay until 2:00 pm.
- A minimum of one to two adults are required to stay in the Drug Store to manage student behavior and assist students with their purchases.
- Students should know what they want and have their money ready before they reach the register. This will assist the Drug Store in serving more students in a limited amount of time.
- **The Drug Store is not open on Mondays and not an option available to schools visiting on Mondays.**
- Debit and credit cards are accepted with a \$5.00 minimum purchase. The Drug store is open Tuesdays through Fridays.

Extra Chaperones/Parents

- Parents and extra chaperones attending Tuesday through Friday programs must pay Museum general admission, \$7.49/adult (includes tax), at the Country Store (before the gate). Adults paying general admission are welcome to visit the Historic Village (including the Drug Store), Museum Gallery, and Museum Main Hall after Destination Ag programming. The Museum is open 9am to 3pm.
- Parents and extra chaperones attending **Monday programs** must pay Museum general admission, \$4.32/adult (includes tax), at the Country Store (before the gate). The Historic Village (including the Drug Store) is closed on Mondays; however, the Museum Gallery and Main Hall are open. Adults paying general admission are welcome to visit the Gallery and Main Hall after Destination Ag programming (open 9am to 3pm).
- Once they pay general admission, parents and chaperones may drive through the gate and meet the buses in the back parking lot.
- All adults are welcome to join the activities and fun! We suggest adults play an active role in the program and not stand along the sidelines. Please let your adults know we may ask them to assist during this

What to Bring/Wear

- Students and adults should wear closed-toed shoes and dress appropriately for the weather (including rain).
- Water bottles are highly suggested during the warmer months and jackets/sweaters are recommended for the cooler months as the students will be outside during their field trip.

Severe Weather

- Programming will occur rain or shine unless severe weather is imminent.
- The Museum reserves the right to close the facilities if severe weather is approaching or forecasted for a particular day. Museum staff will reschedule your trip if this occurs.
- If your school decides not to attend due to weather and the Museum remains open, it is up to you to call and reschedule. The Museum cannot guarantee availability on a later date as our books fill quickly.

Media Release

- Upon entering the GMA, all visitors (including youth groups for programming purposes) grant the GMA the irrevocable permission to use his or her image, likeness, voice or sound recordings in any media for the purpose whatsoever without compensation.
- **Please have all students and adults complete a media release form located towards the end of this document (pages 14-15) prior to the field trip.**
- If a child is unable to have their image taken, please let the Country Store know at check-in and a sticker or armband will be provided for the child.
- All completed media release forms can be given to GMA staff during orientation at the Opry Shelter.

Directions

Physical Address

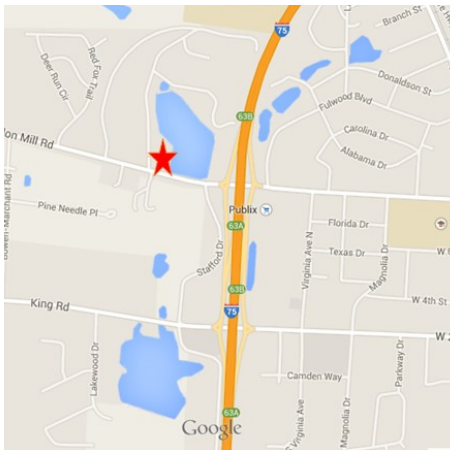
ABAC's Georgia Museum of Agriculture
1392 Whiddon Mill Rd
Tifton, GA 31793

Traveling Interstate 75-North

Exit 63B, turn left off ramp and 1st building on right.

Traveling Interstate 75-South

Exit 63B, turn right off ramp and 1st building on right.



Program Tip: Remind all bus drivers and adults driving separately, they must stop at the Country Store before continuing on to the main parking area.

Contact Us

Booking programs, changing numbers, payment

Tonia Carpenter

Email: tcarpenter@abac.edu

Phone: 229/391-5205

Programming, assessment

Kelly Scott

Email: kscott@abac.edu

Phone: 229/391-5221



Interested in History?

Would you like to visit a one-room schoolhouse or see a gristmill in action? The GMA offers field trips which allows schools to explore the Historic Village. Visit our website, <https://gma.abac.edu/education/historic-field-trips/> to learn more about historic programs offered by the GMA.



Art & Writing Contest

- Participating Destination Ag students from public schools in the following school districts are encouraged to enter the Museum's agriculture and natural resource art and writing contest: Ben Hill, Berrien, Brooks, Colquitt, Cook, Echols, Irwin, Lanier, Lowndes, Tift, Turner, Valdosta City, Worth.
- The purpose is for students to communicate the value of agriculture and natural resources in our daily lives through their illustrations and writings.
- For each participating county, one student winner will be awarded per grade bracket along with his/her teacher. Grade brackets are PreK and first grade and third grade and fifth grade. Student winners are awarded a \$100 gift card and teachers are awarded \$500.
- Teachers will receive entry forms during the Destination Ag programming. Each teacher is allowed one student entry.
- All entries will become property of the GMA to use, produce, or transfer rights as its sole discretion.

Program Tip: Don't wait until the last minute to enter!

Deadline for 3rd & 5th grade: December 17, 2021

Deadline for PreK & 1st grade: April 30, 2022




Free Teaching Resources

Destination Ag provides multi-discipline, free resources to help teachers integrate agriculture education into their classroom!

Family Farm Book Series

These literary resources are written for elementary-level readers providing an entertaining and unique look into Georgia's agriculture industry. Students gain a deeper connection to where their daily food and fiber products come from. Currently, Destination Ag offers "[Our Family's Tree Farm](#)" and "[My Family's Peach Farm](#)." Books are available at no cost in a downloadable PDF, and as printed copies shipped to educators. To order printed copies, complete the [Family Farm Book Order Form](#).

Visit the [Family Farm Book Resources](#) to download free lessons which incorporate math, ELA, and social studies. "Our Family's Tree Farm" lessons are designed for third and fourth grades while lessons for "My Family's Peach Farm" is geared for third through fifth grades. All lessons address Georgia education standards to assist with incorporating these resources into classrooms.



Traveling Trunks

As part of the Destination Ag and Georgia Farm Bureau partnership, Traveling Trunks were developed to teach children throughout the state of Georgia about agriculture and natural resources. Traveling Trunks provide a hands-on experience to engage students in a grade-specific & standards-linked interactive lesson. Two trunks are currently available, All About Trees and All About Peanuts, which include lesson plans, teaching materials, and even a literary component!

Both trunks are housed in each of the 10 regions of the Georgia Farm Bureau. Teachers may check out the trunks and present the provided lessons at no cost!

Contact your [local Farm Bureau office](#) to check out a trunk near you.

All About Trees



All About Peanuts



Sample Forms

The following pages include these forms.

- Media Release: **IMPORTANT!** Please provide completed copies during your field trip's orientation. English and Spanish copies included.
- Adult Group Leader Letter
- Parent Permission Form
- Parent Reminder Letter





Media Release Form

I certify that I am the parent or legal guardian of _____. I give permission for my child to be videoed, filmed, and photographed while visiting the Georgia Museum of Agriculture & Historic Village for the purposes of developing promotional materials for the Museum. I understand that neither I nor my child will receive compensation for the use of any media taken.

I hereby grant full permission to the Abraham Baldwin Agricultural College, a division of the Board of Regents of the University System of Georgia, to use, reproduce, publish, distribute, and exhibit my child's name, likeness, and voice in connection with these materials.

I hereby release and forever discharge the Abraham Baldwin Agricultural College, the Board of Regents of the University System of Georgia, their members individually, and their officers, agents and employees, from any and all claims, demands, rights, in my capacity as legal representative of my child, caused by or arising from the production or use of these materials.

I understand that the acceptance of this consent and release form by the Board and Regents of the University System of Georgia shall not constitute a waiver in whole or in part sovereign immunity by said Board, its members, officers, agents, and employees.

Child's Name: _____

Signature: _____

Printed Name: _____

Relationship: _____ Date: _____

School: _____ District: _____



Formulario de Autorización de Medios de Comunicación

Yo certifico que soy el padre o tutor legal de _____. Yo doy permiso para que mi hijo(a) sea grabado(a), filmado(a) y fotografiado(a) mientras visita el Museo de Agricultura y Pueblo Histórico de Georgia con el propósito de desarrollar materiales promocionales para el museo. Me queda claro que ni yo ni mi hijo(a) recibiremos compensación por el uso de cualquier medio de comunicación utilizado.

Por medio de la presente, le otorgo permiso total al Colegio Agrícola Abraham Baldwin, una división de la Junta de Dirigentes del Sistema Universitario de Georgia, para usar, reproducir, publicar, distribuir y exhibir el nombre y la voz de mi hijo(a) o cualquier semejanza en relación con estos materiales.

Por la presente, en mi capacidad legal como representante de mi hijo(a), absuelvo y exonero por siempre al Colegio Agrícola Abraham Baldwin, la Junta de Dirigentes del Sistema Universitario de Georgia, sus miembros individualmente, sus oficiales, agentes y empleados de todas y cada una de las demandas o derechos originados o causados por la producción o uso de estos materiales.

Entiendo que la aceptación de esta forma de consentimiento y absolución hacia la Junta de Dirigentes del Sistema Universitario de Georgia, no constituirá una renuncia total o parcial de inmunidad soberana por dicha Junta, sus miembros, oficiales, agentes y empleados.

Nombre del niño(a): _____

Firma del Padre/Tutor Legal: _____

Nombre del Padre/Tutor: _____

Relación: _____ Fecha: _____

Escuela: _____



Teacher/Adult Group Leader Letter

Dear Teachers and Group Leaders,

We are excited for you to join us for an interactive, adventurous journey into agriculture and natural resources. As group leader, you will be responsible for the students within your teaching group. Please review the following information to ensure a fun, safe adventure for everyone.

- Upon Arrival, follow the provided itinerary. This allows for every group to have enough time for the activities at each station. Changing the schedule will only confuse other visiting groups as well as Museum staff.
- Students must stay with you at all times. Please do not allow your students to wander by themselves. You are responsible for their behavior while at the Museum.
- Please watch the time and do not deviate from your schedule! If you are running late, there will not be a chance to make up that time at that station.
- All programming is outside, so please plan accordingly. Students are permitted to bring water bottles, umbrellas, or jackets if necessary. If it rains, the show will go on as usual! If it's hot, please make sure your students stay hydrated!
- Be aware of fire ants and other safety considerations during your visit. Students should not pet/ touch any animals unless instructed to do so by Museum staff.
- If your school requested, a visit to the Drug Store may be scheduled. The Drug Store accepts debit/ credit card with a \$5.00 minimum purchase. An adult must remain in the Drug Store to assist students with their purchases.
- The Museum is a tobacco free campus, including vapor cigarettes.
- Cell phones are to be used for emergencies or pictures only. Remember, the more active you are in the group the more fun your students will have!

We look forward to your visit,

GMA Staff



Example Parent Permission Form

On _____, our class will be visiting ABAC's Georgia Museum of Agriculture to
(date)
partake in Destination Ag, an agriculture and natural resource program.

Destination Ag is an outdoor program so your child will need to wear appropriate clothing for the weather, including closed-toe shoes. During the early fall and late spring months, temperatures can be high. Water bottles are allowed during the field trip, but please label the bottle with your child's name.

The school will be providing a sack lunch. Please check below if your student will be eating a school sack lunch or bringing his/her own.

Please complete the permission form below and return it to the school no later than
_____.
(date)



Georgia Museum of Agriculture: Destination Ag Field Trip

Child's Name: _____

_____ Can attend

_____ Can not attend

If attending, he/she will be:

_____ Eating school sack lunch

_____ Bringing own sack lunch

Signature: _____

Date: _____



Example Parent Reminder Letter

On _____, our class will visit ABAC's Georgia Museum of Agriculture
(date)
to partake in Destination Ag, an agriculture and natural resource program.

Please remember the following:

- arrive to school at _____ so we may leave on schedule
- ensure your child wears comfortable closed-toe shoes (no sandals or flip-flops)
- prepare accordingly for weather (jacket, poncho, umbrella, water bottle, etc.)

Don't forget to discuss with your child what he/she experienced during this trip. Allow them to share their adventure with you!